



Ventura ES

Media Center Collection Development Plan 2023-24

Ana Gonzalez

Ana Gonzalez (Oct 24, 2023 11:47 EDT)

Ana Gonzalez
Principal

Taryn Kalsch

Taryn Kalsch
Certified Educational Media Specialist

Table of Contents

| | |
|--|-----------|
| Table of Contents | 2 |
| Executive Summary | 3 |
| District Strategic Plan 2025 | 3 |
| School Collection Development Plan | 3 |
| School Assessment Analysis | 5 |
| Collection Analysis | 6 |
| Collection Analysis by Category | 7 |
| Notes | 7 |
| Representation Analysis | 8 |
| Results | 8 |
| Strategic Focus | 9 |
| Budget and Purchasing Plan | 10 |
| Annual Budget 2023-2024 | 10 |
| Purchasing Plan 2023-2024 | 10 |
| Year-to-Year Collection Change | 11 |

Executive Summary

District Strategic Plan 2025

Orange County Public Schools is the eighth-largest school district in the United States and the fourth largest in Florida. The district serves more than 206,000 students at 202 schools and is one of the largest employers in Central Florida with more than 25,000 team members.

Vision: To ensure every student has a promising and successful future.

Mission: With the support of families and the community, we create enriching and diverse pathways to lead our students to success.

School Collection Development Plan

Ventura ES serves 573 students enrolled in grades Kindergarten through fifth. The student population's ethnicity is made of 74% Hispanic and 26% Non-Hispanic students. Additionally, we serve a diverse population made up of 72% White, 22% Black, 1% Native, 1% Asian, 1% Pacific, and 5% Multicultural students.

The administration includes Principal Ana Gonzalez and Assistant Principal Ranita Brown. Ventura ES is proud to offer many special programs which provide students with opportunities. These include Music, Yearbook, Art, Running, Patrols, Chess, Violin, Reader's Theatre, OPD Kids and Battle of the Books Clubs, VPK/VPK VE, as well as Dual-Language for grades K-3.

A thorough analysis of the current media center collection at Ventura ES indicates that the average age of the collection is 2009 and the number of books per student is 18. The [American Association for School Libraries](#) has established a criteria for highly effective media centers that includes a ratio of 15-20 books available per student in the collection.

At this time, Ventura ES does meet the recommended standards for the number of books per student.

The analysis of the collection also revealed the following areas of strengths and concerns:

- Students at this school have shown tremendous improvement on state ELA examinations, though math has shown a decline. This noted, less than half of the student body has reached proficiency on any state examination.
- This school has a Hispanic population of 74% but only 1.9% of the media collection are Spanish titles and 1.7% of books contain spanish authors, themes or characters. Research and ordering of titles within these categories that accurately depict Hispanic culture, history and stories would benefit Ventura greatly.
- The nonfiction collection at Ventura Elementary, though large, is dated far beyond best practice's recommendation of five years. Targeted weeding of titles under the technology, science, history and computer science categories, as well as intentional ordering, is a necessity.

- Black students are 22% of the school's population. However, we only have 2.3% of titles written by black authors and or otherwise depicting black culture, history and stories. Purchases of new titles will focus on increasing these numbers to better reflect our school community.
- In addition to the physical media center collection, the district provides almost 5,000 eBooks, audiobooks and digital magazines.

School Assessment Analysis

The school analysis provides an overview of the school's assessment data for the previous two school years.

| Proficiency Data | | | | | | | |
|------------------------|---------|--|---------|-------------------------|---------|--------------------------------------|---------|
| Assessment | 2021-22 | Assessment | 2022-23 | Assessment | 2021-22 | Assessment | 2022-23 |
| | | Star Early Literacy Proficiency | 52% | | | | |
| | | Star Reading Proficiency | 41% | | | | |
| | | | | | | Star Math Proficiency | 46% |
| FSA ELA Grade 3 | 36% | FAST ELA Proficiency Grade 3 | 35% | FSA Math Grade 3 | 51% | FAST Math Proficiency Grade 3 | 38% |
| FSA ELA Grade 4 | 45% | FAST ELA Proficiency Grade 4 | 48% | FSA Math Grade 4 | 62% | FAST Math Proficiency Grade 4 | 55% |
| FSA ELA Grade 5 | 31% | FAST ELA Proficiency Grade 5 | 42% | FSA Math Grade 5 | 28% | FAST Math Proficiency Grade 5 | 38% |
| NGSSS Sci 5 EOC | 30% | NGSSS Sci 5 EOC | 35% | | | | |

Comparison between 2021-22 and 2022-23 Testing Data

(adapted from <https://www.fldoe.org/accountability/assessments/k-12-student-assessment/results/2023.stml>)

In 2023, the state transitioned from Florida Standards Assessments (FSA) to Florida Assessment of Student Thinking (FAST) for English Language Arts (ELA) and Mathematics. The 2022-23 for FAST and Benchmarks for Excellent Student Thinking (B.E.S.T.) End-of-Course (EOC) assessments are based on **provisional** achievement level cuts that are linked to each assessment's respective 2021-22 reporting scale. Comparisons should not be made between the 2023 data and previous years' data. The implementation of FAST K-2 in the 2022-23 school year was the first administration of statewide assessments for students in grades K-2. These assessments include Star Early Literacy Proficiency, Star Reading Proficiency, and Star Math Proficiency

Collection Analysis by Category

The information collected in this section provides a detailed look at the current library collection by classification and genre. The information was gathered from Follett Destiny, the library management system, and Titlewave, the vendor's ordering and analysis tool.

| Section | # of Titles | Average Age |
|---|-------------|-------------|
| Computer Science, Information & General Works | 76 | 2014 |
| Philosophy & Psychology | 52 | 2013 |
| Religion | 29 | 2016 |
| Social Sciences | 449 | 2010 |
| Language | 304 | 2013 |
| Science | 1146 | 2010 |
| Technology | 580 | 2009 |
| Arts & Recreation | 396 | 2011 |
| Literature | 234 | 2002 |
| History & Geography | 733 | 2008 |
| Biography | 621 | 2008 |
| Easy | 2173 | 2006 |
| General Fiction | 2569 | 2011 |
| Graphic Novels | 463 | 2015 |

Notes

- At Ventura, the technology books are, on average, fourteen years old, computer science nine, science thirteen and history fifteen. While this may appear relatively new, the information in these books statistically, age out after 5 years.
- This school's most current section of books is still aged by a minimum of eight years.
- Arts and recreation is a highly circulated section but contains very few titles

Representation Analysis

| Enrollment & Demographic Data | | | | | |
|--|---------------------------------|---------------------------------|------------------------------------|--|--|
| <div>573</div> <div>2023-24 Student Enrollment as of September 7, 2023</div> | Subgroups | | Federal Ethnicity | | |
| | <div>41%</div> <div>ELL</div> | <div>10%</div> <div>ESE</div> | <div>74%</div> <div>Hispanic</div> | <div>26%</div> <div>Non-Hispanic</div> | |
| Federal Race Category | | | | | |
| <div>72%</div> <div>White</div> | <div>22%</div> <div>Black</div> | <div>1%</div> <div>Native</div> | <div>1%</div> <div>Asian</div> | <div>1%</div> <div>Pacific</div> | <div>5%</div> <div>Multicultural</div> |

To deepen focus on strategic collection development, specific sections of the collection were analyzed in detail to determine whether the media center collection reflects and represents various points of view and experiences. The goal is to provide a balanced collection that can be both a mirror, to reflect a reader's experience, and a window, so readers can experience different viewpoints.

Results

Based on the available school data of Ventura ES in comparison to Collection Analysis results, it was found that:

| Student Representation | % of Students | Total # of Titles | Total % of Titles | Avg. Age of Titles |
|------------------------|---------------|-------------------|-------------------|--------------------|
| Hispanic | 74% | 146 | 1.4% | 2012 |
| Black | 22% | 237 | 2.3% | 2010 |
| Native | 1% | 86 | 0.8% | 2004 |
| Asian | 1% | 60 | 0.5% | 2011 |
| Pacific | 1% | 0 | 0 | n/a |

Strategic Focus

This page lists the priorities for selection and weeding for each school year and includes the action, updates, and outcomes. This is subject to change due to funding and time constraints.

| School Year | Strategic Focus |
|-------------|--|
| 2023-2024 | Selection Priorities <ul style="list-style-type: none">• Titles reflecting Hispanic/Latinx authors, culture, and history in fiction and nonfiction.• Titles reflecting Black authors, culture, and history in fiction and nonfiction.• Titles in Computer Science, Science, Technology and History.• Increasing the Graphic Novel inventory.• Annual SSYRA Jr. and SSYRA 3-5 materials. |
| | Weeding Priorities <ul style="list-style-type: none">• District provided weeding priorities.• Aged titles in nonfiction and fiction.• Damaged copies.• Duplicate copies. |
| 2024-2025 | Selection Priorities <ul style="list-style-type: none">• Titles reflecting Hispanic/Latinx authors, culture, and history in fiction and nonfiction.• Titles reflecting Black authors, culture, and history in fiction and nonfiction.• Titles in Computer Science, Science, Technology and History.• Increasing Sports inventory.• Annual SSYRA Jr. and SSYRA 3-5 materials. |
| | Weeding Priorities <ul style="list-style-type: none">• District provided weeding priorities.• Aged titles in nonfiction and fiction.• Damaged copies.• Duplicate copies. |

Budget and Purchasing Plan

This page outlines the current budget available and specifically lists the priorities for this school year (2023-2024).

Annual Budget 2023-2024

| State Funds | |
|-----------------------|--------------------|
| Source | Amount |
| State (1001111000) | \$8,017.15 |
| Internal Accounts | |
| Source | Amount |
| Book Fair Profits | \$453.25 |
| Scholastic Bucks | \$6,366.91 |
| Library Fines | \$218.54 |
| 7346.000 Media Center | \$2,500.37 |
| | |
| TOTAL | \$17,556.22 |

Purchasing Plan 2023-2024



| Approximate Purchasing Plan | |
|---------------------------------------|--------------------|
| Purpose | Amount |
| Hispanic/Latinx Titles | \$4000 |
| Black Titles | \$1000 |
| Graphic Novels | \$2000 |
| SSYRA Books | \$500 |
| Updates Nonfiction Titles | \$3000 |
| Replace popular damaged/weeded titles | \$1000 |
| Reserve | \$6056.22 |
| TOTAL | \$17,556.22 |

Year-to-Year Collection Change

The information below represents the year-to-year change within the library media center collection from the 2022-23 to 2023-24 school year. The 2022-23 data is based on a collection analysis from June 2022, while the 2023-24 is based on a collection analysis from July 2023.

Data Reflection

- Our collection increased very little between 2022 and 2023.
- More weeding needs to be completed to raise the age of the collection.
- Our number of books per student has remained relatively consistent, though will fluctuate as we continue to weed outdated titles.

| 2022-23 Purchased and Weeded Materials | | | |
|---|---|---------|--------------------------------------|
| Materials Added to the Collection | | 830 | |
| | | | Materials Weeded from the Collection |
| | | | 232 |
| Category | | 2022-23 | 2023-24 |
|  | Items in the Collection | 9,651 | 10,285 |
|  | Items per Student | 16 | 18 |
|  | Average Age of Collection | 2008 | 2009 |
|  | Representative Titles in the Collection | 40% | 27% |






Ventura Elementary Media Collection Development Plan

Final Audit Report

2023-10-24

| | |
|-----------------|---|
| Created: | 2023-10-24 |
| By: | Taryn Kalsch (Taryn.Kalsch@ocps.net) |
| Status: | Signed |
| Transaction ID: | CBJCHBCAABAAFDtDbwQaiLoOvikSexvl-kjCmIvKdWO |

"Ventura Elementary Media Collection Development Plan" History

-  Document created by Taryn Kalsch (Taryn.Kalsch@ocps.net)
2023-10-24 - 3:29:50 PM GMT
-  Document emailed to Ana Gonzalez (ana.gonzalez2@ocps.net) for signature
2023-10-24 - 3:30:28 PM GMT
-  Email viewed by Ana Gonzalez (ana.gonzalez2@ocps.net)
2023-10-24 - 3:45:46 PM GMT
-  Document e-signed by Ana Gonzalez (ana.gonzalez2@ocps.net)
Signature Date: 2023-10-24 - 3:47:43 PM GMT - Time Source: server
-  Agreement completed.
2023-10-24 - 3:47:43 PM GMT